

UCSF Microbiology Specimen Collection Guide

For UCSF Operating Rooms

Clinical Laboratories
Department of Laboratory Medicine

CSF

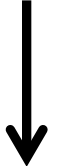
- CSF bacterial culture
- CSF fungal culture for *Coccidioides*
- AFB culture (approval needed)
- Molecular tests



Sterile Black Top Tube

TISSUE

- Bacterial culture, normally sterile site
- Fungal culture
- AFB culture
- Molecular tests



Anaerobic Transport Medium

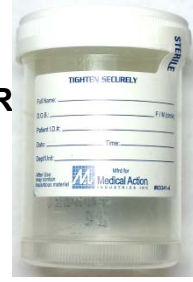
- Place tissue on top of soft agar medium
- Keep small piece moist with 2-3 drops sterile saline



Sterile Black Top Tube

- Keep moist with 2-3 drops of sterile saline

OR



Sterile Container

- If large

FLUID

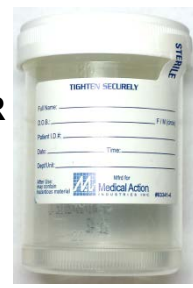
- Bacterial culture, normally sterile site
- Fungal culture
- AFB culture
- Molecular tests



Sterile Black Top Tube

- Pleural, peritoneal, synovial, etc.
- 20 ml or more preferred

OR



Sterile Container

- If large

SWABS

AVOID SWABS IF POSSIBLE!

- Bacterial culture, normally sterile site
- Molecular tests



Amies Charcoal Transport Medium



Universal Transport Medium






- Virus testing for sites other than Nasopharynx

Bacterial culture orders:

- Nonsterile site (mucosal tissues - GI, sinus, abscess, surgical drainage)
- Sterile site (normally sterile tissues and fluids)

- **Label sample, confirm match with requisition**
- **Indicate source on tube and requisition**
- **Send immediately to laboratory**

Swabs not accepted for AFB or Fungal cultures

<p>TISSUE</p>  <p>Collection Device</p> <p>Anaerobic Transport Medium</p> <p>Preferred Amount</p> <p>Small or Medium sized tissue</p> <p>Sterile Black Top Tube or Sterile Container</p> <p>Large sized tissue</p>	<p>FLUID</p>  <p>Collection Device</p> <p>Sterile Black Top Tube or Sterile Container</p> <p>Preferred Amount</p> <p>Sterile Black Top Tube ≤ 15 mL</p> <p>Sterile Container ≥ 15 mL</p>	<p>TISSUE and FLUID APeX Orders</p> <p>Bacterial Culture, Normally Sterile Site with Gram Stain (P095)</p> <p>Fungal Culture (P256)</p> <p>AFB Culture, Non Respiratory (P284)</p> <p>Universal Microbial DNA – one specimen per case when indicated (P390)</p>	
<p>SWABS</p> <p>ARE NOT ACCEPTED FOR FUNGAL AND AFB CULTURES</p>  <p>Collection Device</p> <p>Amies Charcoal Transport Medium</p> <p>SWAB APeX order</p> <p>Bacterial Culture, Normally Sterile Site with Gram Stain (P095)</p>	<p>SWAB in Universal Transport Medium (UTM)</p> <p>*Virus testing for sites other than Nasopharynx</p>  <p>SWAB in UTM APeX Orders</p> <p>Rapid HSV, DNA Skin Lesion (P378)</p> <p>Varicella zoster virus DNA (P339)</p>	<p>CSF</p>  <p>Collection Device</p> <p>Sterile White Top Tube or Sterile Black Top Tube</p> <p>Preferred Amount</p> <p>White Top ≤ 8 mL</p> <p>Black Top ≥ 8 mL</p>	<p>CSF APeX Orders</p> <p>Bacterial Culture and Gram stain (P076)</p> <p>CSF Fungal Culture for <i>Coccidioides</i> (P256N)</p> <p>AFB Culture (P284) *needs approval</p> <p>mNGS Pathogen Dx – when indicated (P710)</p> <p>Rapid HSV DNA, CSF (P377)</p> <p>Varicella zoster virus DNA (P339)</p>